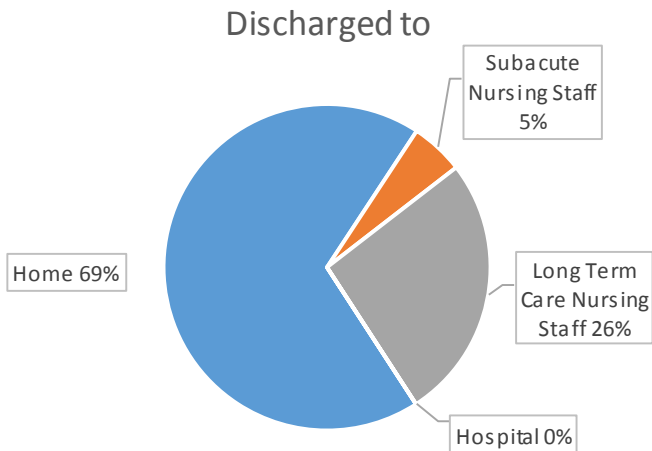
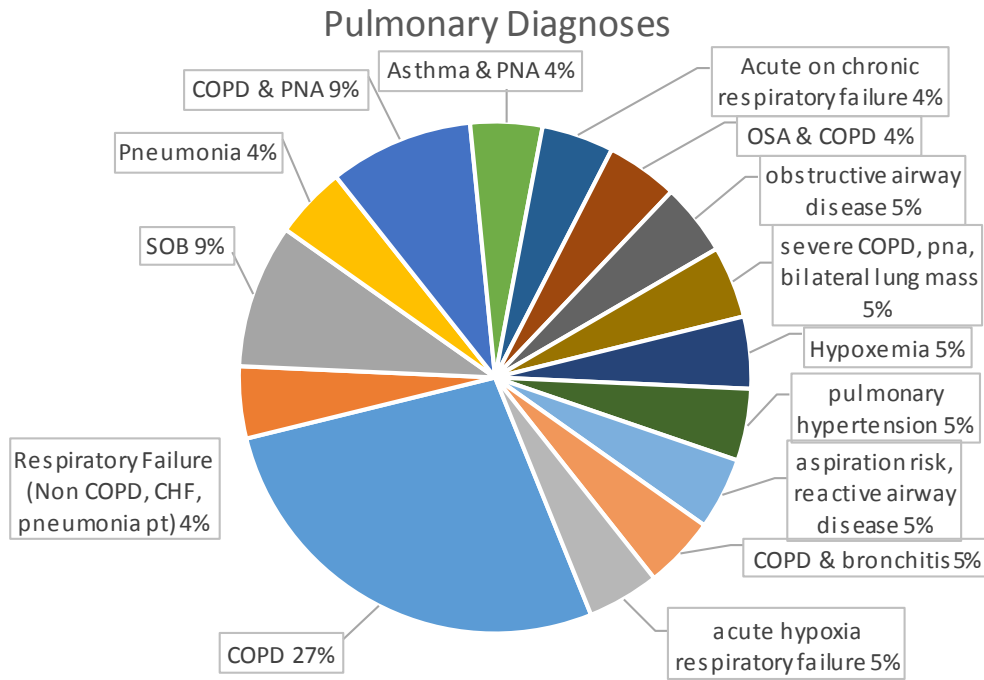


The Pulmonary Center at Poet's Seat Clinical Outcomes

January 1, 2015 - March 31, 2015

Summary- During a three month period, January 1, 2015– March 31, 2015, twenty two patients received services from the pulmonary rehabilitation program at PSHCC. The average length of stay was eighteen days versus the national average of twenty seven days. During the period, 67% Medicare A patients had Ultra High RUG compared to the national average of 52%. Of the patients discharged, 100% were satisfied with the improvement in their respiratory health from the date of SNF admission to discharge. The primary referral source for the Pulmonary Center at PSHCC is Baystate Franklin Medical Center (100%).

Following is a summary of the varying pulmonary diagnoses of the patients in the program:



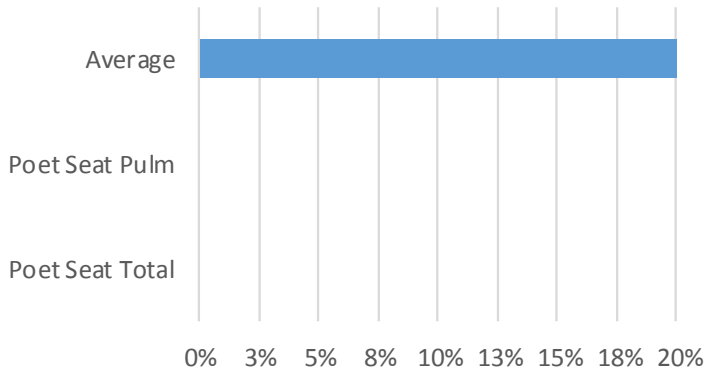
Of all the patients discharged from the program, 69% went home, compared to an Industry Average of 30%. 0% of the patients were discharged to the hospital, well below the pulmonary patient industry weighted average of 20%.



The Pulmonary Center at Poet's Seat Clinical Outcomes

January 1, 2015 - March 31, 2015

30 Day Hospital Re-Admission

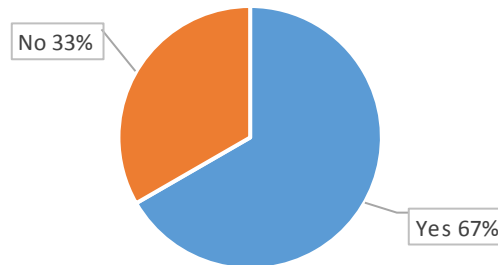


The facility's 30 day hospital readmission rate was 0% compared to a COPD/Pneumonia industry weighted average of 20%. None of the patients went back to the hospital within 30 days of admission.

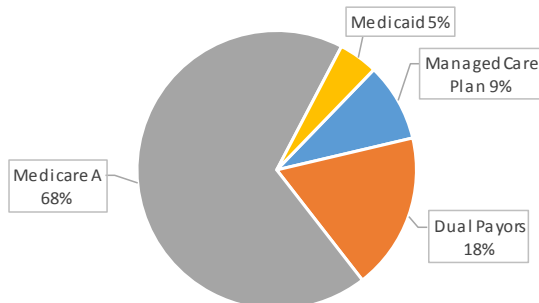
Two patients had an appointment set up with their Pulmonologist prior to discharge. The other patient had cognitive deficits where pulmonary was not to follow.

Both patients were seen by their Pulmonologist within 10 days of their discharge.

Appointment Set Up with Pulmonologist at SNF Discharge



Payor Sources



The largest payer source for the patients of the PRP was Medicare A, 68%.

For more information about *The Pulmonary Center at Poet's Seat*, please contact us at (413) 774-6318, by email inquiries@pshcc.com, or visit www.pshcc.com.